

**WPD 101 2X25/2X16 GY****Weidmüller Interface GmbH & Co. KG**

Klingenbergstraße 26

D-32758 Detmold

Germany

www.weidmueller.com

**Product image****Building installation wiring**

For building installations, we offer a complete system that revolves around the 10×3 copper rail and comprises perfectly coordinated components: from installation terminal blocks, neutral conductor terminal blocks and distribution terminal blocks to comprehensive accessories such as busbars and busbar holders.

**General ordering data**

Version	W-Series, Distribution block, Rated cross-section: Screw connection, Terminal rail / mounting plate
Order No.	<a href="#">1560730000</a>
Type	WPD 101 2X25/2X16 GY
GTIN (EAN)	4050118365818
Qty.	5 pc(s).

Creation date January 10, 2022 8:11:59 PM CET

Catalogue status 17.12.2021 / We reserve the right to make technical changes.

## WPD 101 2X25/2X16 GY

**Weidmüller Interface GmbH & Co. KG**

Klingenbergstraße 26

D-32758 Detmold

Germany

www.weidmueller.com

## Technical data

### Dimensions and weights

Depth	49.3 mm	Depth (inches)	1.941 inch
Height	55.7 mm	Height (inches)	2.193 inch
Width	17.8 mm	Width (inches)	0.701 inch
Net weight	68 g		

### Temperatures

Storage temperature	-25 °C...55 °C	Continuous operating temp., min.	-50 °C
Continuous operating temp., max.	130		

### Environmental Product Compliance

REACH SVHC	Lead 7439-92-1
------------	----------------

### Material data

Material	Wemid	Colour	Light Grey
UL 94 flammability rating	V-0		

### System specifications

Version	Screw connection	End cover plate required	No
Number of potentials	1	Number of levels	1
Number of clamping points per level	2	Number of potentials per tier	1
Levels cross-connected internally	Yes	PE connection	No
N-function	No	PE function	No
PEN function	No		

### Additional technical data

Installation advice	Terminal rail / mounting plate	Open sides	closed
Snap-on	Yes	Type of mounting	Snap-on
With snap-in pegs	Yes		

### Conductors for clamping (rated connection)

Connection direction	on side	Type of connection	Screw connection
----------------------	---------	--------------------	------------------

### General

Installation advice	Terminal rail / mounting plate	Number of poles	1
Standards	IEC 60947-7-1, IEC 61238-1, VDE 0603-2		

### Rating data

Rated voltage	1,000	Rated AC voltage	1,000 V AC
Rated DC voltage	1,000 V DC	Rated current	152 A
Standards	IEC 60947-7-1, IEC 61238-1, VDE 0603-2		

## WPD 101 2X25/2X16 GY

Weidmüller Interface GmbH &amp; Co. KG

Klingenbergstraße 26

D-32758 Detmold

Germany

www.weidmueller.com

## Technical data

## UL rating data

Certificate No. (cURus) E60693

## Classifications

ETIM 6.0	EC000897	ETIM 7.0	EC000897
ETIM 8.0	EC000897	ECLASS 9.0	27-14-11-20
ECLASS 9.1	27-14-11-20	ECLASS 10.0	27-14-11-20
ECLASS 11.0	27-14-11-20		

## Approvals

Approvals



ROHS	Conform
UL File Number Search	E60693

## Downloads

Approval/Certificate/Document of Conformity	<a href="#">CB Certificate</a> <a href="#">EAC certificate</a> <a href="#">VDE Certificate</a> <a href="#">VDE Certificate</a> <a href="#">DNV Certificate</a> <a href="#">CE Declaration of Conformity</a> <a href="#">CE Declaration of Conformity all terminals</a>
Engineering Data	<a href="#">CAD data – STEP</a>
Engineering Data	<a href="#">EPLAN, WSCAD</a>
User Documentation	<a href="#">StorageConditionsTerminalBlocks</a> <a href="#">DATA SHEET WPD 101</a>
Catalogues	<a href="#">Catalogues in PDF-format</a>
Brochures	

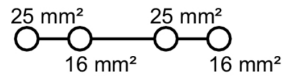
**Data sheet**

**WPD 101 2X25/2X16 GY**

**Weidmüller Interface GmbH & Co. KG**  
Klingenbergstraße 26  
D-32758 Detmold  
Germany

[www.weidmueller.com](http://www.weidmueller.com)

**Drawings**



## Power distribution

### Screw connection

#### W-Series

#### WPD 101 2X25/2X16 GY



Width / Height / Depth	mm
max. current / max. conductor	A/mm <sup>2</sup>
max. clamping range	mm <sup>2</sup>

#### Technical data

<b>Rated data</b>		
Rated voltage		V
Rated current		A
for wire cross-section	25 mm <sup>2</sup>	mm <sup>2</sup>
Rated impulse withstand voltage / Pollution severity		
Overvoltage category / UL 94 flammability rating		
Approvals		
<b>Clamped conductors (H05V/H07V)</b>		
Solid / Stranded	25 mm <sup>2</sup>	mm <sup>2</sup>
	16 mm <sup>2</sup>	mm <sup>2</sup>
Flexible with ferrule	25 mm <sup>2</sup>	mm <sup>2</sup>
	16 mm <sup>2</sup>	mm <sup>2</sup>
Stripping length / Blade size	25 mm <sup>2</sup>	mm/-
	16 mm <sup>2</sup>	mm/-
Tightening torque		Nm
<b>Note</b>		

#### Ordering data

<b>Version</b>	
	light grey
	blue
	green
	brown
	black
	3x light grey / blue
	green / 3x light grey / blue
<b>Note</b>	

#### Accessories

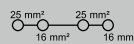
<b>End bracket</b>	
	dark beige
	dark beige
<b>Screwdriver</b>	

#### WPD 101

25 mm<sup>2</sup>



17.8 / 49.3 / 55.7
101 / 25
1.5...25



#### IEC 60947-7-1, DIN EN 0603-3-1

IEC	UL	CSA	EN 60079-7
1000	600	600	
101	85	90	
25	AWG 16...4	AWG 16...4	
8 kV / 3			
III / V-0			

#### Rated connection

2.5...25 / 2.5...25	
4...25 / 4...25	
1.5...16	
2.5...16	
19 / M6 (+/- PZ2)	
19 / M6 (+/- PZ2)	
see appendix at the end of the chapter	

Type	Qty.	Order No.
WPD 101 2X25/2X16 GY	5	1560730000
WPD 101 2X25/2X16 BL	5	1560670000
WPD 101 2X25/2X16 GN	5	1560650000
WPD 101 2X25/2X16 BN	5	1561120000
WPD 101 2X25/2X16 BK	5	1561100000

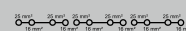
Type	Qty.	Order No.
WEW 35/2	100	1061200000
AEB 35 SC/1	50	1991920000
SDK PZ2 X 100	1	2749450000

#### WPD 301

25 mm<sup>2</sup>



53 / 49.3 / 55.7
101 / 25
1.5...25



#### IEC 60947-7-1, DIN EN 0603-3-1

IEC	UL	CSA	EN 60079-7
1000	600	600	
101	85	90	
25	AWG 16...4	AWG 16...4	
8 kV / 3			
III / V-0			

#### Rated connection

2.5...25 / 2.5...25	
4...25 / 4...25	
1.5...16	
2.5...16	
19 / M6 (+/- PZ2)	
19 / M6 (+/- PZ2)	
see appendix at the end of the chapter	

Type	Qty.	Order No.
WPD 301 2X25/2X16 3XGY	2	1561130000

Type	Qty.	Order No.
WEW 35/2	100	1061200000
AEB 35 SC/1	50	1991920000
SDK PZ2 X 100	1	2749450000

WPD 401

25 mm<sup>2</sup>



71.6 / 49.3 / 55.7  
101 / 25  
1.5...25



IEC 60947-7-1, DIN EN 0603-3-1

IEC	UL	CSA	EN 60079-7
1000	600	600	
101	85	90	
25	AWG 16...4	AWG 16...4	
8 kV / 3			
III / V-0			

Rated connection

2.5...25 / 2.5...25  
4...25 / 4...25  
1.5...16  
2.5...16  
19 / M6 (+/- PZ2)  
19 / M6 (+/- PZ2)  
see appendix at the end of the chapter

Type	Qty.	Order No.
WPD 401 2X25/2X16 4XGY	1	1561800000
WPD 401 2X25/2X16 3XGY/1XBL	1	1562130000

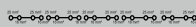
Type	Qty.	Order No.
WEW 35/2	100	1061200000
AEB 35 SC/1	50	1991920000
SDK PZ2 X 100	1	2749450000

WPD 501

25 mm<sup>2</sup>



88.8 / 49.3 / 55.7  
101 / 25  
1.5...25



IEC 60947-7-1, DIN EN 0603-3-1

IEC	UL	CSA	EN 60079-7
1000	600	600	
101	85	90	
25	AWG 16...4	AWG 16...4	
8 kV / 3			
III / V-0			

Rated connection

2.5...25 / 2.5...25  
4...25 / 4...25  
1.5...16  
2.5...16  
19 / M6 (+/- PZ2)  
19 / M6 (+/- PZ2)  
see appendix at the end of the chapter

Type	Qty.	Order No.
WPD 501 2X25/2X16 5XGY	1	1561750000
WPD 501 2X25/2X16 1XGN/3XGY/1XBL	1	1562140000

Type	Qty.	Order No.
WEW 35/2	100	1061200000
AEB 35 SC/1	50	1991920000
SDK PZ2 X 100	1	2749450000



B



**Power distribution**  
**Screw connection**

Application range

**Conductor connection data according to VDE 0603-2 (Cu), IEC 61238-1 Class A (Al)**

Input (x2) / Output (x2)	Copper			Aluminium	Input (x2) / Output (x2)	Copper			Aluminium
2x35 mm <sup>2</sup> (round conductor)					2x16 mm <sup>2</sup> (round conductor)				
25 mm <sup>2</sup>	3,5 Nm	3,5 Nm	3,5 Nm	4 Nm	35 mm <sup>2</sup>	2,5 Nm	2,5 Nm	2,5 Nm	4 Nm
16 mm <sup>2</sup>									
10 mm <sup>2</sup>									
6 mm <sup>2</sup>									
4 mm <sup>2</sup>									
2.5 mm <sup>2</sup>									
1.5 mm <sup>2</sup>									
Stripping lengths screw	19 mm				Stripping lengths screw	19 mm			
	M6 (+/- PZ2)					M6 (+/- PZ2)			



Mehrdrätig

Eindrätig

Feindrätig mit Aderendhülse

**UL Rating data according to UL 1059**

Certificate no. (UR)	XCFR2.E60693				
Input (line)	connection point A				CP** B
	Copper		Aluminium		Copper
AWG 2/0	88.5 Lb In.	88.5 Lb In.	120.4 Lb In.	100 Lb In.	
AWG 1/0					
AWG 2					
AWG 4					
AWG 6					
AWG 8					
AWG10					
Flat band 15.5x3.2 mm					17.4 Lb In.
max. current	160 A	150 A	135 A	120 A	160 A
Voltage size B,C (UR)	600 V				

**CSA rating data according to CSA 22.2 No. 158**

Certificate No. (cURus)	XCFR8.E60693		Voltage size C (cURus) - AL	600 V	
Voltage size B,C (cURus) - Cu	600 V		Current size B,C (cURus) - AL / AL / Tightening torque		
	Line	Load	Line	Load	
AWG 4	90 A / 2,5 Nm	65 A / 2,1 Nm	AWG 4	65 A / 4 Nm	
AWG 6			AWG 6	65 A / 4 Nm	
AWG 8			AWG 8		
AWG 10			AWG 10		
AWG 12			AWG 12		
AWG 14			AWG 14		
AWG 16			AWG 16		

